




## Dino-Lite TrichoScope



Trichoscopy is the relatively young science studying the health of the hair and the scalp. Trichoscopy is often practiced by dermatologists, but more and more medical professionals become proficient in this science. The Dino-Lite TrichoScope is a perfect tool for trichoscopy, as the digital microscope is a great tool to study the scalp, hair shaft and the hair itself in detail.

In the case of hair loss trichoscopy can mean a lot for patients since there are more than 50 known causes for hair loss and only detailed study can bring the cause to light. The images made with the TrichoScope can help the specialists to recognize the skin or hair problems and diseases and decide on the treatment method and resources or to prescribe the right medication.

### Wide scope

The TrichoScope is not just relevant for the medical world. In forensic science (the science concerned with finding evidence in criminal investigations) the TrichoScope is becoming a valued partner. With the TrichoScope pictures, the forensic specialist can draw important conclusions when it comes to the victim's age, weight, race and health. A criminal investigation can gain momentum.


The TrichoScope is also becoming an increasingly common phenomenon in hair salons. Customers can literally get a better view of their hair treatment by watching the results together with the hair specialist on a PC, laptop or Windows tablet. The results of treatment with products for hair growth and improvement can be shown with before/after pictures.

### Made to work

The TrichoScope is robust, available with various ranges of magnification and there are models available with VGA, 1.3 megapixel and 5 megapixel. Thanks to the built-in bright white LED's, an external light source is not needed. The TrichoScope is connected and powered by USB so no batteries are required. The built-in polarizing filter in the Pro and Pro HR models can be used to suppress any glare.

The images can be viewed on the PC-monitor, laptop or Windows tablet and stored digitally. By storing the pictures in the patient or customer database they can easily be compared over time.

The Dino-Lite TrichoScope complies with the Medical Device Directive 93/42/EEC, amended 2007/47/EC and is compatible with major operating systems such as Windows and MacOS. All necessary software is included.



# In use

## **Hair science with a Dino-Lite TrichoScope**

The company Hantesis sells a wide range of hair treatment products to professional hairdressers across Europe. Besides that, Hantesis is selling the Dino-Lite TrichoScope.

‘The TrichoScope allows hair specialists that sell our products to recognize problems with hair and scalp’, explains Hantesis marketing manager Luca Dellaversana.

## **The TrichoScope gives added value to products and supports hair specialists**

‘Our hair specialists can study the hair, the hair shaft and the scalp with the TrichoScope and determine what the problem is and how it can be solved. The device is very easy to use and because of the USB connection the customers can watch the result on the computer screen together with the specialist. The enlarged image can be used to explain to the customer how our products can help to solve the problem. Using the TrichoScope gives added value to our products and supports our hair specialists in their work.’

Hantesis had worked with a hair microscope before but this was no success because it was expensive, the magnification was low and you had to study the manual before you could use it.

Dellaversana: ‘Then we came across the TrichoScope by Dino-Lite. Easy to operate, LED lighting built in, powered over USB and very affordable. We made real work of this and I estimate that around 1.000 hair specialists now work with the TrichoScope. It shows that you take your business and your customers seriously and provide fitting solutions to the real problems. So we will continue to offer the Dino-Lite TrichoScope as part of the line of accessories that we supply to our customers. There is a clear demand for this.’

## TrichoScope Basic

The TrichoScope Basic (MEDL3H) is a great instrument for the examination of the human scalp and for hair analysis, e.g. for hair loss research. The special cone shaped cap allows easy separation of hair on the human head. With the high magnification of up to 200 times a single hair can be viewed with great detail.



## TrichoScope UV

The Dino-Lite TrichoScope UV (MEDL4HW) has two types of LED lights that are switchable between white and UV light. With a magnification of up to 200 times the smallest details of the hair and scalp can be viewed with great accuracy. The white light is used for most standard examinations, the UV light can be used for viewing and analyzing phenomena that light-up with UV light.



USB 2.0



MEASUREMENT  
FUNCTIONALITY



ADJUSTABLE  
~10-70x & 200x



VGA RESOLUTION  
640 x 480



8 WHITE LEDs  
SWITCHABLE



USB 2.0



MEASUREMENT  
FUNCTIONALITY



ADJUSTABLE  
~10-70x & 200x



MAGNIFICATION  
LOCK



1.3 MEGAPIXEL  
1280 x 1024



UV-LEDs  
390~400 nm



SWITCHABLE  
UV/WHITE LEDs

## TrichoScope Polarizer HR

The TrichoScope Polarizer HR (MEDL7HM) is a great instrument for the examination of the human scalp and for hair analysis, e.g. for hair loss research. With the high magnification of up to 200 times a single hair can be viewed with great detail. The 5 Megapixel sensor makes it possible to display microscopic images, without loss of quality, on large screens or when large images should be printed.



## TrichoScope Polarizer

The TrichoScope Polarizer (MEDL4HM) is a great instrument for the examination of the human scalp and for hair analysis, e.g. for hair loss research. With the high magnification of up to 200 times a single hair can be viewed with great detail.



USB 2.0



MEASUREMENT  
FUNCTIONALITY



ADJUSTABLE  
~10-70x & 200x



USB 2.0



MEASUREMENT  
FUNCTIONALITY



ADJUSTABLE  
~10-70x & 200x



5 MEGAPIXEL  
2592 x 1944



8 WHITE LEDs  
SWITCHABLE



METAL  
HOUSING



MAGNIFICATION  
LOCK



1.3 MEGAPIXEL  
1280 x 1024




8 WHITE LEDs  
SWITCHABLE



POLARIZER  
ANTI-REFLECTION



POLARIZER  
ANTI-REFLECTION



Dino-Lite medical products are  
Medical Device Class 1 devices  
According to Directive 93/42/EEC  
modified 2007/47/EC

2016Q1 Copyright © 2016 IDCP BV

**Dino-Lite**  
**Digital Microscope Medical**

[www.dino-lite.eu/medical](http://www.dino-lite.eu/medical)  
[www.dino-lite.eu](http://www.dino-lite.eu)