

## How to acquire depth information with Edge<sup>PLUS</sup> AM4917


DinoCapture 2.0 and selected Dino-Lite models offer an improved and more accurate functionality for the acquisition of depth information. Now, users can acquire depth information from the focus shift between two focal planes during live imaging.

### Requirements

This functionality applies to **Edge<sup>PLUS</sup>** Dino-Lite **AM4917MZT** and **AM4917MZTL**. Also, please make sure to have DinoCapture 2.0 ver. 1.5.38 or latest version installed. If you need to update DinoCapture 2.0, [click here](#) and download the latest version.

### Performing depth information acquisition during live imaging

- 1. Adjust the focus to a plane of interest.** This position will be considered the reference plane as 0.



**2.** To acquire depth information, readjust the focus by:


**Middle-clicking on a point of interest to autofocus, if necessary, scroll the mouse wheel to readjust the focus.**


Or,

**press the “Ctrl” key and scroll the mouse wheel to change focus manually.**

**The depth information is shown as the focus shift.**

**3.** To exit Refocus mode, **left-click anywhere on the preview window or press the “ESC” key.**



This cursor [  A ] indicates that refocus mode is active and that the focus can be readjusted. A positive focus shift refers to a plane below the reference plane.

